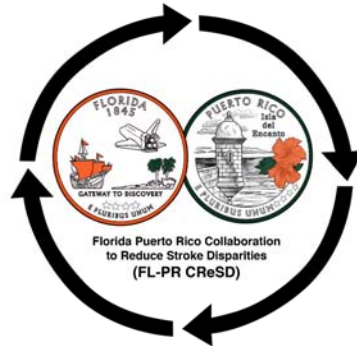


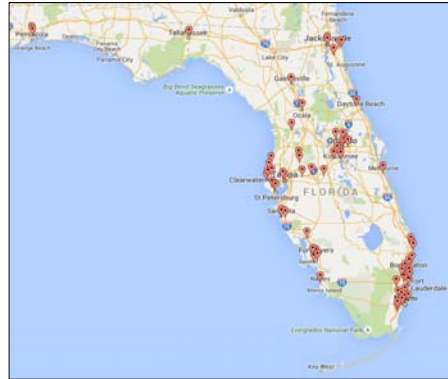
20th Annual Stroke Belt Consortium Meeting



FL-PR Stroke Registry Goals

- To evaluate for **disparities in stroke performance metrics** by
 - Race and ethnicity
 - Geographic regions
 - in Florida and Puerto Rico
- To investigate the frequency of disparities at **30-days post stroke** in
 - Outcomes
 - Medication adherence
 - Lifestyle modifications
- To assess the frequency of disparities in
 - **Longer term outcomes** among Medicare patients within the FL PR Stroke Registry
 - The relationship of outcomes with acute stroke performance metrics
- To conduct **annual education programs among hospital stakeholders** to address these disparities and evaluate effectiveness by analyzing temporal performance trends.

FL-PR Stroke Registry Enrollment Update – 84 GWTG Sites as of August 2015



69 Hospitals



15 Hospitals

FL-PR Stroke Registry Confirmed Hospitals by Region

| Florida Regions | Total Number of Eligible GWTG Hospitals | Total Number of GWTG-S Hospitals | Total Number Participating in FL-PR Stroke Registry | % GWTG-S Hospitals Participating in FL-PR Stroke Registry |
|-------------------|---|----------------------------------|---|---|
| South | 74 | 50 | 28 | 56% |
| North + Panhandle | 45 | 20 | 10 | 50% |
| West Central | 46 | 39 | 18 | 46% |
| East Central | 43 | 23 | 13 | 57% |

| Puerto Rico | Total Number of Eligible GWTG Hospitals | Total Number of GWTG-S Hospitals | Total Number Participating in FL-PR Stroke Registry | % GWTG-S Hospitals Participating in FL-PR Stroke Registry |
|-------------|---|----------------------------------|---|---|
| | 24 | 16 | 15 | 94% |

GWTG-S, 2010-2015

7 Predefined Performance Measures

- ① IV t-PA 2 Hour
- ② Early Antithrombotics (2 days)
- ③ VTE Prophylaxis
- ④ Antithrombotics at discharge
- ⑤ Anticoagulation for AFib at discharge
- ⑥ LDL <100 or ND-Statin
- ⑦ Smoking Cessation Counseling

&

Defect-Free Care Measure

Overall Stroke Types by Race-Ethnicity 2010-2015

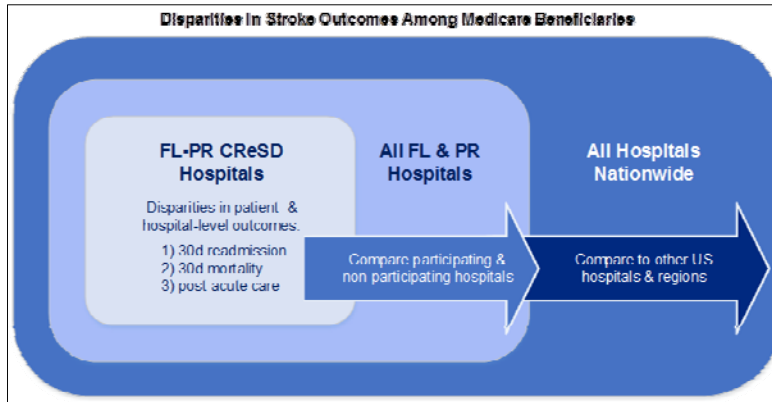
| Stroke Subtype | Florida (n=89,284) | | | | PR n =5,332 |
|---------------------|--------------------|------------------------|-----------------------|-----------------------|----------------|
| | All N = 94,616 | NH-White n = 60,154 | NH-Black n =16,413 | Hispanic n =12,717 | |
| Ischemic Stroke (%) | 69.4 | 68.4 | 71.8 | 70.1 | 71.1 |
| TIA (%) | 13.3 | 14.6 | 10.5 | 11.5 | 12.0 |
| ICH (%) | 11.8 | 11.6 | 12.4 | 12.2 | 11.9 |
| SAH (%) | 4.9 | 4.8 | 4.9 | 5.7 | 3.3 |
| Stroke – NOS (%) | 0.6 | 0.6 | 0.4 | 0.4 | 1.6 |

Overall IV tPA treatment (%)
by Race-Ethnicity, 2010-2015

| | Florida (n=61,805) | | | | |
|--------------------|--------------------|--------------------------|--------------------------|-------------------------|-------------------|
| Overall | All (N= 65,595) | NH-White (n = 41,134) | NH-Black (n = 11,772) | Hispanic (n = 8,899) | PR (n = 3,790) |
| % IV tPA Treatment | 10.1 | 10.3 | 7.8 | 10.6 | 14.2 |

Current FL-PR Stroke Registry Data
Linkages

CMS Linkage



1. Assess disparities in short-term and long-term outcomes among Medicare patients treated for stroke within the FL-PR CReSD registry hospitals (both patient- and hospital-level analyses)
2. Extend analyses to all hospitals in Florida and Puerto Rico, comparing disparities in outcomes of hospitals participating in and not participating in the FL-PR CReSD registry (both patient- and hospital-level analyses)
3. Extend analyses nationwide, comparing FL-CReSD registry hospitals to other hospitals in the United States, comparing hospitals in Florida and Puerto Rico to those in other regions, and considering outcomes by hospital characteristics such as stroke center certification (both patient- and hospital-level analyses)

EMS-AHCA Linkage

- EMSTARS is a voluntary program obtaining 76% of the EMS call volume in the state.
- Currently, there are over 12 million EMS records in the EMSTARS database
- As of 8/2014 32 Registry Hospitals have “turned on” their GWTG-S EMS Tab.

Get With The Guidelines® Stroke 30 Day Patient Follow Up Form

| | | | |
|--|---|------------------------------------|--|
| Get With The Guidelines® ID# (carried over from PMT form) | | | |
| Date of Hospital Admission: | 30 Day Post Admission | | |
| Date of Hospital Discharge (carried over from PMT form) | 30 Day Post Discharge | | |
| *Date the follow-up was completed: _____ | | | |
| Follow Up Conducted: | <input type="radio"/> In person <input type="radio"/> By phone | | |
| Source of information (check all that apply): | <input type="checkbox"/> Patient <input type="checkbox"/> Caregiver <input type="checkbox"/> Chart review/Contact with medical provider <input type="checkbox"/> Administrative data (e.g. Death Index) | | |
| Did patient die? | <input type="radio"/> Yes <input type="radio"/> No | Date of Death: | <input type="radio"/> Unknown <input type="radio"/> Yes <input type="radio"/> No |
| *Died within 30 days of admission? | <input type="radio"/> Yes <input type="radio"/> No | *Died within 30 days of discharge? | <input type="radio"/> Yes <input type="radio"/> No |
| Patient location at 30 days post discharge: | <input type="radio"/> Home <input type="radio"/> Hospital or acute care facility <input type="radio"/> Short term rehabilitation facility <input type="radio"/> Chronic health care facility <input type="radio"/> ND or Cannot be determined | | |
| *Cause of death: | <input type="radio"/> Cerebrovascular (stroke [ischemic/hemorrhagic]) <input type="radio"/> Cardiovascular <input type="radio"/> Non-Vascular <input type="radio"/> Unknown/ND | | |
| *Hospitalizations within 30 days of discharge: | <input type="radio"/> Yes <input type="radio"/> No <input type="radio"/> Unknown/ND | | |
| *Date of First Post Discharge Hospitalization: | <input type="radio"/> Unknown/ND <input type="radio"/> Cerebrovascular (Stroke [ischemic/ hemorrhagic] and TIA) <input type="radio"/> Cardiovascular <input type="radio"/> Unknown/ND <input type="radio"/> Non-Cardiovascular (i.e. cancer) | | |
| POST DISCHARGE MODIFIED RANKIN SCALE -outpat group- | | | |
| Performed | <input type="radio"/> Yes <input type="radio"/> No/ND | Score: | |
| Performed | <input type="radio"/> Yes <input type="radio"/> No/ND | Score: | |
| Performed | <input type="radio"/> Yes <input type="radio"/> No/ND | Score: | |

New Outcomes for 9/25 Stakeholder Meeting

- Door to Needle Time w/in 45 Minutes
- rtPA Contraindications and Complications
- Reasons for rtPA Delay Beyond 60 Minutes
- Advanced Notification by EMS
- Arrival by 3.5 hours – stratified by on/off hours and weekends/holidays
- Endovascular Treatment
- Modified Rankin Score
- NIHSS
- Ambulatory Status at Discharge
- Discharge Disposition
- In-Hospital Mortality

Participation and Contact Information

- **Requirements for Participation in the FL-PR Stroke Registry:**
 - Must be an active GWTG-S Hospital in FL or PR
- **FL-PR Stroke Registry Questions:**
 - Maria A. Ciliberti, MPH (Project Manager)
Mciliberti@med.miami.edu or 305-243-2658